

# Welcome to the WLA Family App!



WINNEBAGO LUTHERAN ACADEMY



1:36



## Please tell us a little about yourself.

Select all that apply so that we can provide you with the most relevant school information.

Parent & Family

Student

Community Member

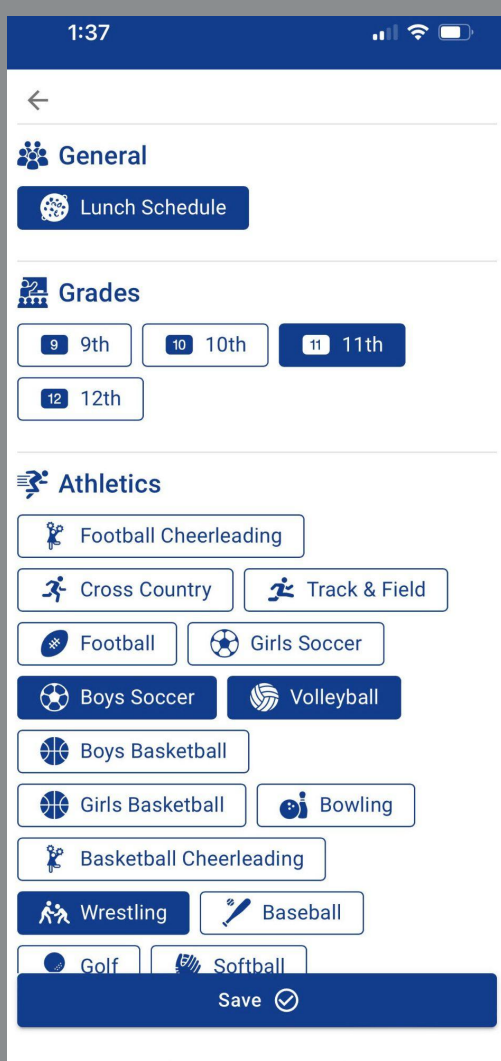
Faculty & Staff

Continue →

## After Downloading the App:

Select which group best describes you:

- Parent & Family (Best for parents, siblings, grandparents, etc.)
- Student
- Community Member (This group will receive the fewest alerts from the app)
- Faculty & Staff



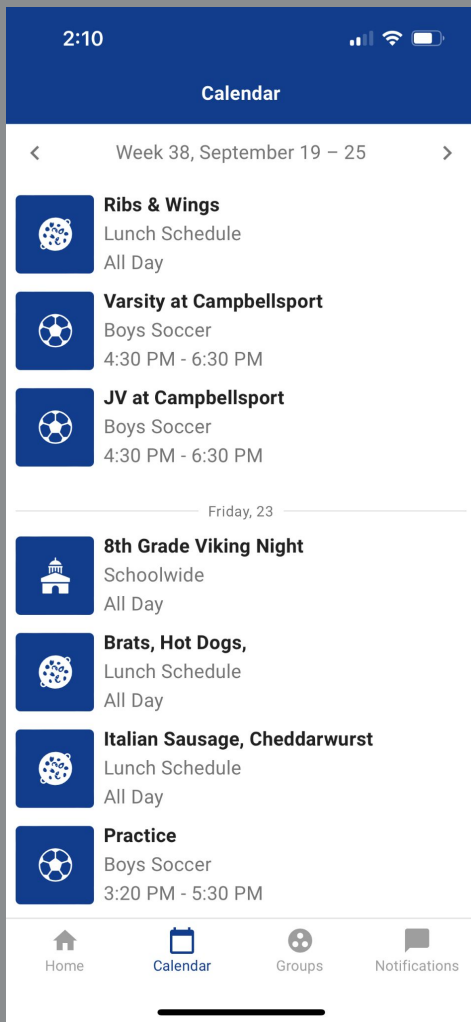
## Select your groups:

The most important step of downloading the app!

On this screen, you will select which groups you would like more information about.

On the example on the left, it is set up as if it were downloaded by a parent with a junior son and daughter, who are involved in boy's soccer, volleyball & wrestling.

*Make sure push  
notifications are on!*



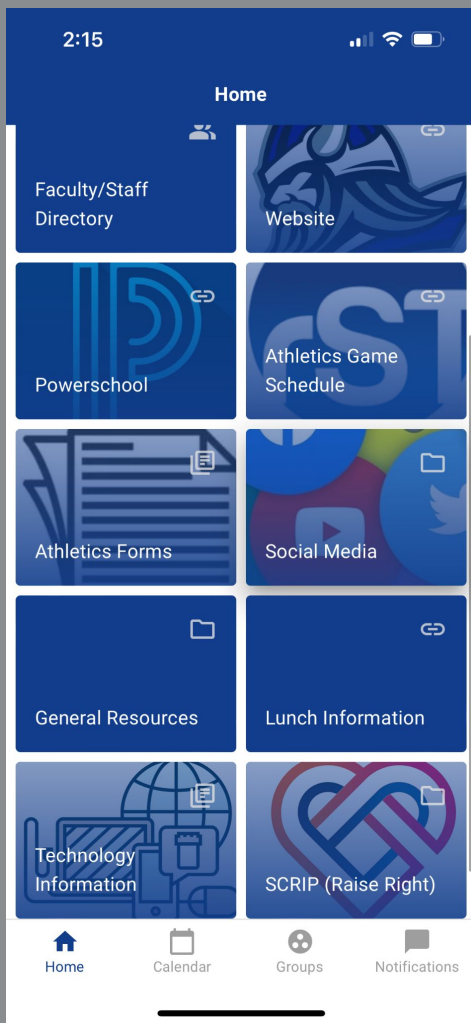
# Groups impact the calendar

The groups you choose will determine what your calendar looks like.

Everyone who downloads the app will see the “Schoolwide” events.

This person selected “Lunch Schedule” and “Boys Soccer” so they see those individual schedules as well.

You will see as much or as little as you select.

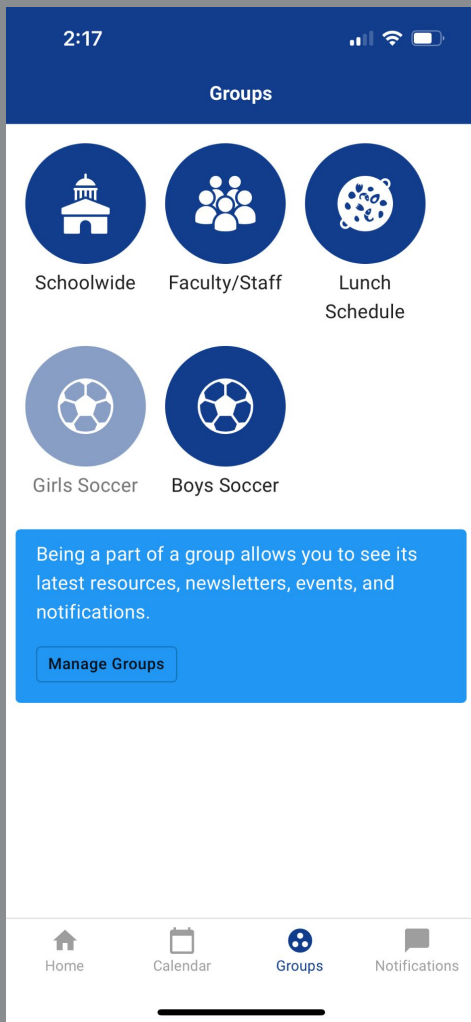


# App Homepage

The homepage was designed with you in mind.

We populated it with all of the information and resources we are asked about most often (school policies, technology policies, game schedules, etc).

If there is information that you need that is not provided here, please let us know!



# Groups Tab

If you ever need to update your groups (e.g. - when your son/daughter moves from 10th grade to 11th grade), just click “Manage Groups” and you will be taken through the onboarding process again.